

# CeramiFLEX® Rubber System

## Data Sheet



CeramiFLEX CurbCast® blade savers protect your moldboard from damage



Articulating blade conforms to the road surface, protecting lane markers and road surface while aggressively clearing away snow and ice.



### Best Used For

#### ROADS

Highway, concrete, asphalt

#### SPEED

Low, Medium, High

#### PLOW TYPE

Front reversible, one-way, wing and tow plow





**ANGLE OF ATTACK**  
90°

Winter Equipment's CeramiFLEX Blade System gives you all the best attributes of both rubber and rigid plow blades. Its articulating blade helps protect road markers, manhole covers and other installations, while the ceramic inserts absorb impact into the rubber. It has been engineered to quietly plow dry road surfaces without jumping. Ideal for plowing when you want to protect the plow and road surface, but need a more aggressive cut than traditional rubber blades.

#### INCLUDED IN THIS SYSTEM CRATE

- (3) CeramiFLEX™ Cutting Edge Blade Sections
- (2) CeramiFLEX™ Guards with Impervium® Carbide
- (1) Bolt Kit – Grade 8 Hardware

#### BOLT KIT INCLUDES

-  (12) 5/8\"-11 x 3\" Grade 8 Plow Bolt
-  (6) 5/8\"-11 x 3 1/2\" Grade 8 Plow Bolt
-  (19) 5/8\"-11 All Metal Lock Nut
-  (19) 5/8\" Conical Washer

Number of bolts vary depending on moldboard length. All bolts required will be delivered with the system.

# WE ARE WINTER

- › For more than 30 years we've been manufacturing snowplow wear parts in Cleveland, Ohio supplying high-quality, long-lasting equipment to nearly every state in North America.
- › We've racked up more than 25 U.S. patents for our proprietary materials, unique manufacturing processes and wear part designs to give you the best equipment possible.
- › We are committed to making 'The Right Tool for the Job' for any road-clearing challenge – we are obsessed with the value, innovation, and performance of our products.



## Pioneering Common Sense

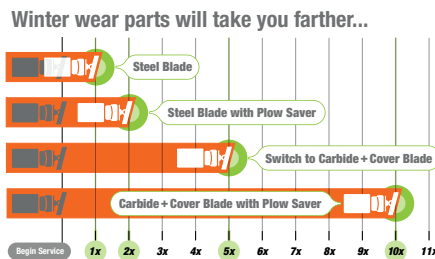
We were the first wear parts supplier to develop what's known as a complete cutting edge system more than a decade ago. That means you receive a complete self-contained kit including the cutting edges, plow guards, and all the hardware you need delivered in one crate. One part number makes it easy to order; one complete system means all the pieces are included, no more hassles with ordering separate pieces and parts.



## Winter's Wear Factor

We talk a lot about how our wear parts perform better, protect your moldboard for longer life, and last so much longer than conventional snowplow wear parts. To clearly show the increase in service life you can expect from our parts, we developed our Wear Factor Icon to tell that story for each of our systems. This icon shows how much longer each of our products will last beyond the lifespan of OEM parts.

(Just a note, you may want to sit down first!)



## Questions? Just give us a call.

To find the best blade option for your road conditions, or learn how changing your cutting edges can help reduce your salt & chemical usage, call any one of our wear parts experts. Call us: 800.294.6837 or email us: [Sales@WinterEquipment.com](mailto:Sales@WinterEquipment.com)

We have the only Satisfaction Guarantee in the snowplow wear parts industry that covers our products for their entire lifespan. If our products fail to meet your expectations for any reason, we will work tirelessly to ensure you're completely satisfied.

